



# How to reverse an opioid overdose with NYXOID<sup>®</sup> nasal spray.<sup>1</sup>

## Who is NYXOID<sup>®</sup> for?

NYXOID<sup>®</sup> is a single-dose nasal spray for emergency use to reverse an overdose of opioid drugs (such as heroin, methadone, tapentadol, codeine, fentanyl, oxycodone, buprenorphine or morphine). Each pack contains 2 devices (one spray each). Additional doses may be required until emergency medical treatment arrives. Ask your pharmacist at the time of purchase. NYXOID<sup>®</sup> is not a substitute for emergency medical care. Call 000 immediately before administering NYXOID<sup>®</sup>. NYXOID<sup>®</sup> should be carried by anyone at risk of overdosing on an opioid. Carers such as close family or friends should know where to find NYXOID<sup>®</sup> in case of emergency.

## What to do if you think there's been an opioid overdose

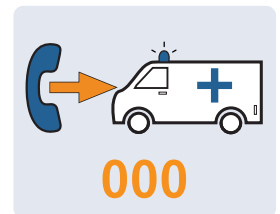
### 1 Check for signs of overdose

- **Approach with care.** Check for dangers, such as injecting materials that might be lying around.
- **Check for a response**, to see if the person is conscious.
  - talk loudly into their ear
  - gently shake their shoulders
  - rub their breastbone (sternum)
  - pinch their ear or the bed of their fingernail
- **Clear the mouth and nose** of any blockages
- **Check airways and breathing:**
  - is the chest moving?
  - can you hear breathing sounds?
  - can you feel their breath on your cheek?
- **Check other signs of overdose:**
  - slow, uneven breathing or no breathing
  - snoring, gasping or gulping
  - blue or purple fingernails or lips

### 2 Call an ambulance immediately – Dial 000

**Always** call for emergency services immediately, even if the person wakes up.

**!** NYXOID<sup>®</sup> is not a substitute for emergency medical care or basic life support (such as CPR, including rescue breathing.\*)



- Put your phone on loudspeaker mode if possible, to keep your hands free
- **Give emergency services as much information as you can:**
  - your exact location (if known)
  - what substances you think the person may have taken
  - whether they are conscious and breathing
  - that you plan to give NYXOID<sup>®</sup> nasal spray

### 3 Give 1 spray of NYXOID<sup>®</sup> nasal spray


Each nasal spray contains **one dose only**.



Lay the person on their back. Support the back of the neck, and let the head tilt back. Clear away anything you see blocking their nose.

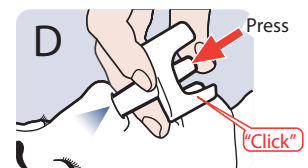


Peel off the back of the NYXOID<sup>®</sup> container.



Hold the spray as shown — first two fingers either side of the nozzle, thumb ready to push the plunger.


**! DON'T PRESS TO PRIME OR TEST BEFORE USE.**



Gently insert the spray nozzle into one nostril. Press firmly on the plunger until it clicks and gives the dose. Remove the nozzle from the nostril. If possible, note which nostril you used.

## 4 Put into recovery position

Hand supports head



Top leg bent at hip and knee.

Roll the patient on their side with mouth open pointing towards the ground and ensure the airways remain open.

## 5 Monitor until help arrives

The patient must be monitored closely as the effect of some opioids can be longer than the effect of NYXOID®. This could lead to recurrence of respiratory depression

- **Stay with the person.** Watch for an improvement in breathing, alertness, and their response to sound and touch
- Be aware — even if they wake up, they may become unconscious again, and stop breathing

## 6 No response? Give 2nd dose

- If there's no improvement after 2–3 minutes, or if overdose symptoms come back, **use a new NYXOID® nasal spray in the other nostril.** (Repeat Step 3). You can do this while the person is in the recovery position.
- If the person is unconscious and not breathing normally, give basic life support (such as CPR, including rescue breathing\*) if you are trained

## 7 Take care for your own safety

NYXOID® can cause **acute withdrawal symptoms** if the person is dependent on opioid drugs.

Symptoms can include:

- body aches and cramps
  - vomiting, nausea, diarrhoea
  - runny nose or sneezing
  - sweating, fever, shivering or trembling
  - nervousness or irritability
- ! Take care. A person treated with NYXOID® may experience acute withdrawal symptoms which may cause them to become irritable or aggressive.**

## 8 When the ambulance arrives

- **Immediately tell them what has happened and that you have given NYXOID®.** Give them any used NYXOID® spray devices.

If you forget to give the used sprays to the paramedics, pass them to a healthcare professional or pharmacist, and arrange for replacements. Never throw away the sprays in water waste or household waste.

### If you carry NYXOID®

Set an alert in your calendar for 1 month before your NYXOID® is due to expire. Then arrange for a replacement.

### For more information

Visit [www.nyxoid.com.au](http://www.nyxoid.com.au)

**ASK YOUR PHARMACIST – THEY MUST DECIDE IF THIS PRODUCT IS RIGHT FOR YOU.**

\*For more information about training in basic life support, refer to the Australian Resuscitation Council <https://resus.org.au> or Healthdirect <https://www.healthdirect.gov.au/how-to-perform-cpr>

Reference: 1. NYXOID® nasal spray Product Information, December 2020.

NYXOID® is a registered trade mark of MUNDIPHARMA. Mundipharma Pty Limited ABN 87 081 322 509, 88 Phillip Street, Sydney NSW 2000. Tel: 1800 188 009. AU-NYX-2100001 August 2021.

